

FY2007 3rd Quarter Financial Results ended December 31, 2007



DENSO CORPORATION

January 31, 2008

1. Sales growth was due to the increase in car export and overseas car production of Japanese auto manufacturers.

2. Operating income increased due to increased production volume and stabilized raw material cost.

3. No change in estimate for FY2007.

FY2007 3rd Quarter Financial Results

Jan. 31, 2008

02 /17

	(Ratio to Sales)		(Unit: Billions of Yen)	
	FY07 3Q	FY06 3Q	Change	
Sales	1,029.2	927.9	+101.3	+10.9%
Operating Income	(10.1%) 104.1	(9.6%) 89.1	+15.0	+16.9%
Income before Income Taxes	113.4	97.6	+15.8	+16.2%
Net Income	(7.2%) 73.8	(6.7%) 61.7	+12.0	+19.5%

	(Unit: Millions of Units)			
Foreign Exchange Rate	JPY112/\$ JPY163/Euro	JPY117/\$ JPY150/Euro	- JPY5 + JPY13	
Domestic Car Production (Toyota)	3.15 (1.14)	2.98 (1.09)	+0.17 (+0.05)	+5.7% (+4.6%)
Overseas Car Production of Japanese Manufacturers (Toyota)	3.27 (1.21)	2.90 (1.04)	+0.37 (+0.17)	+12.8% (+16.3%)

Change in 3rd Quarter Consolidated Sales

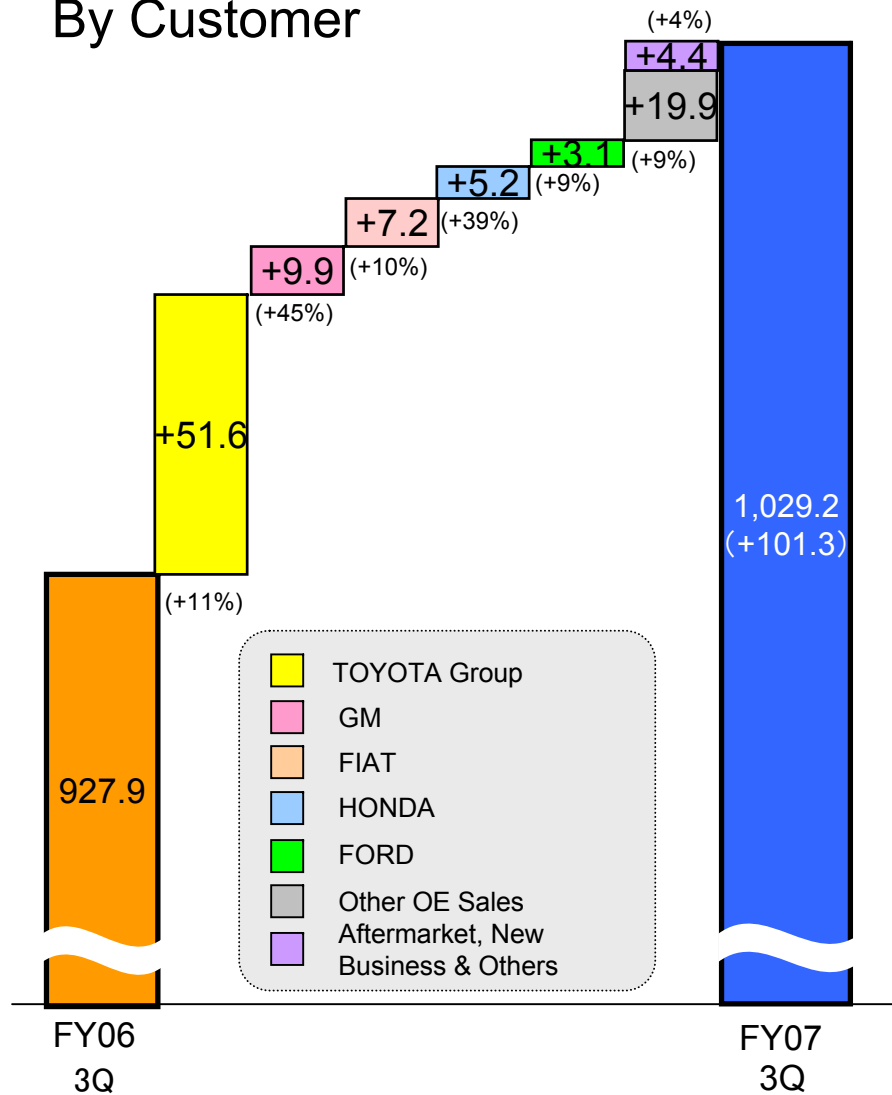
Jan. 31, 2008

03 /17

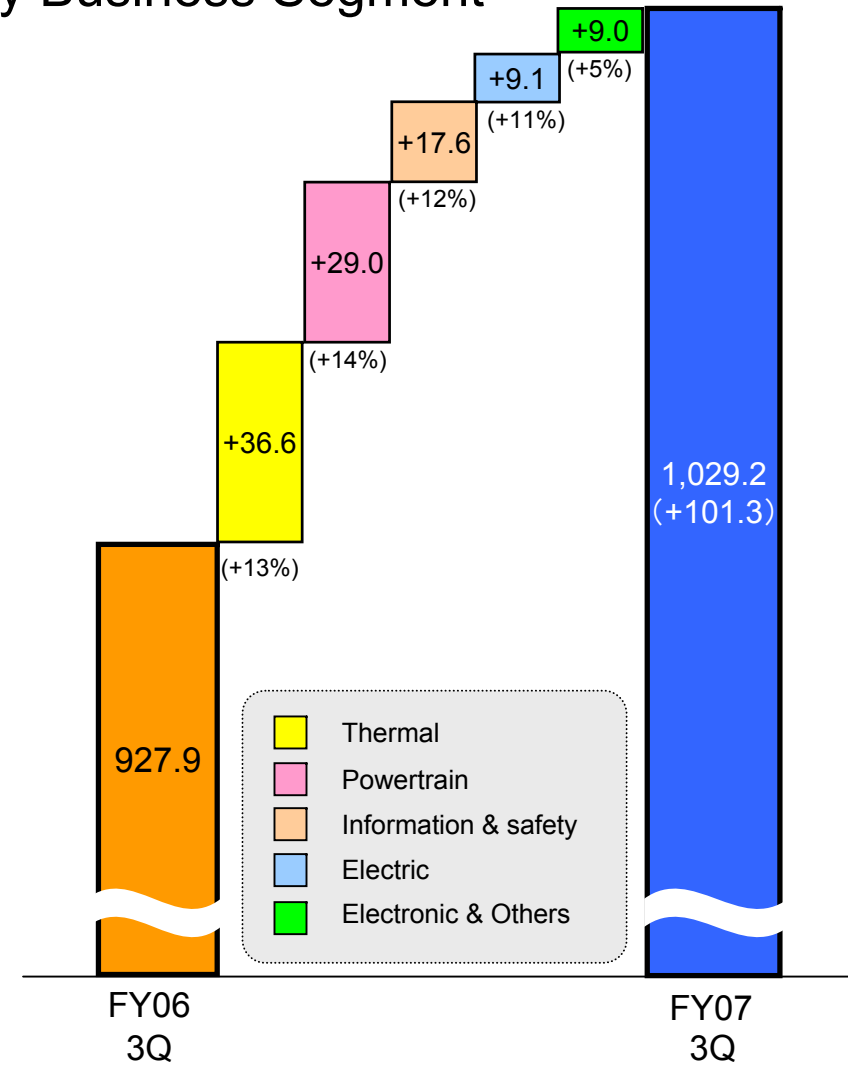
(Unit: Billions of Yen)

(): Change from previous period

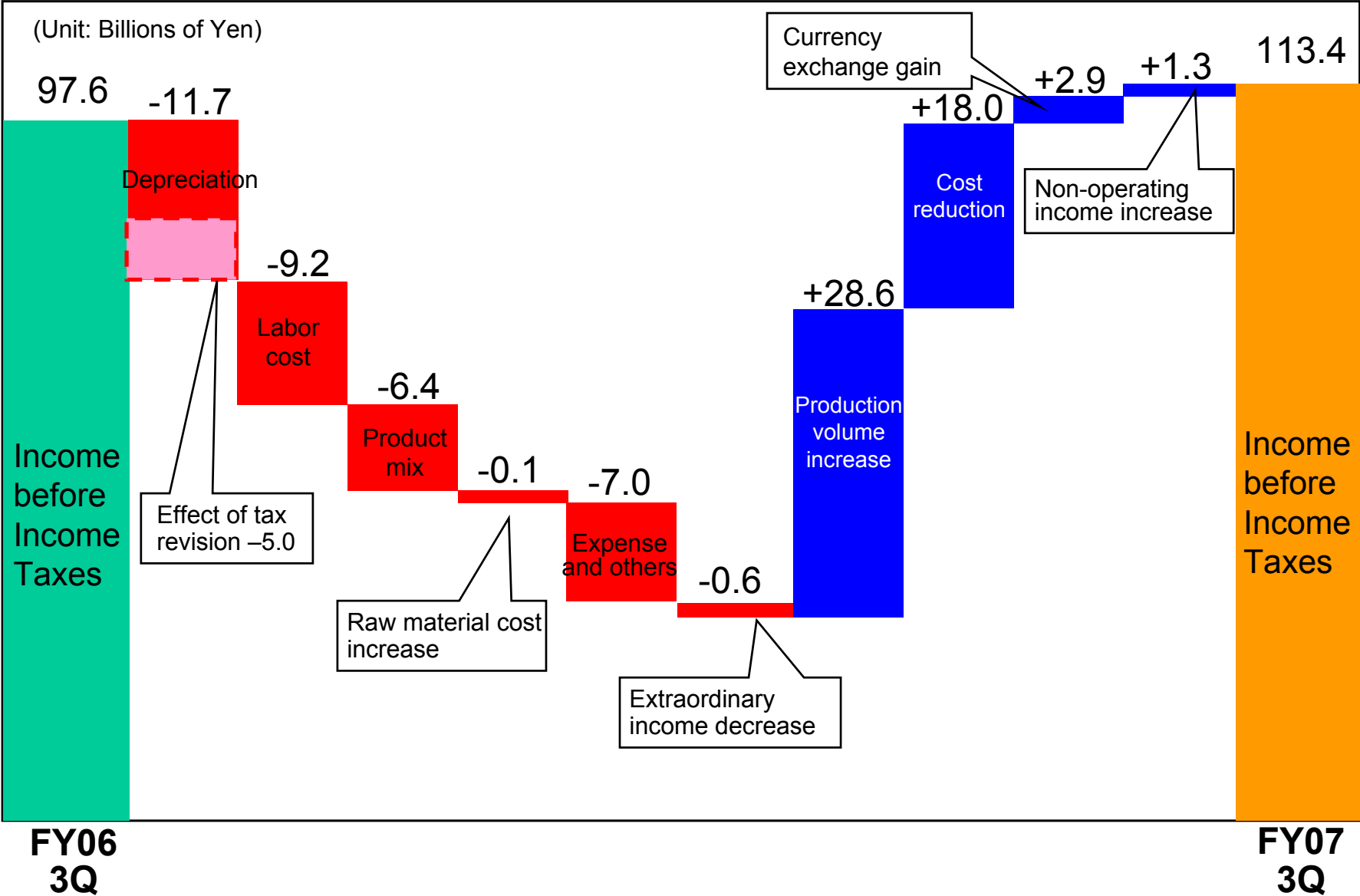
By Customer



By Business Segment



Change in 3rd Quarter Income before Income Taxes



3rd Quarter Geographical Segments by Company Location

Jan. 31, 2008

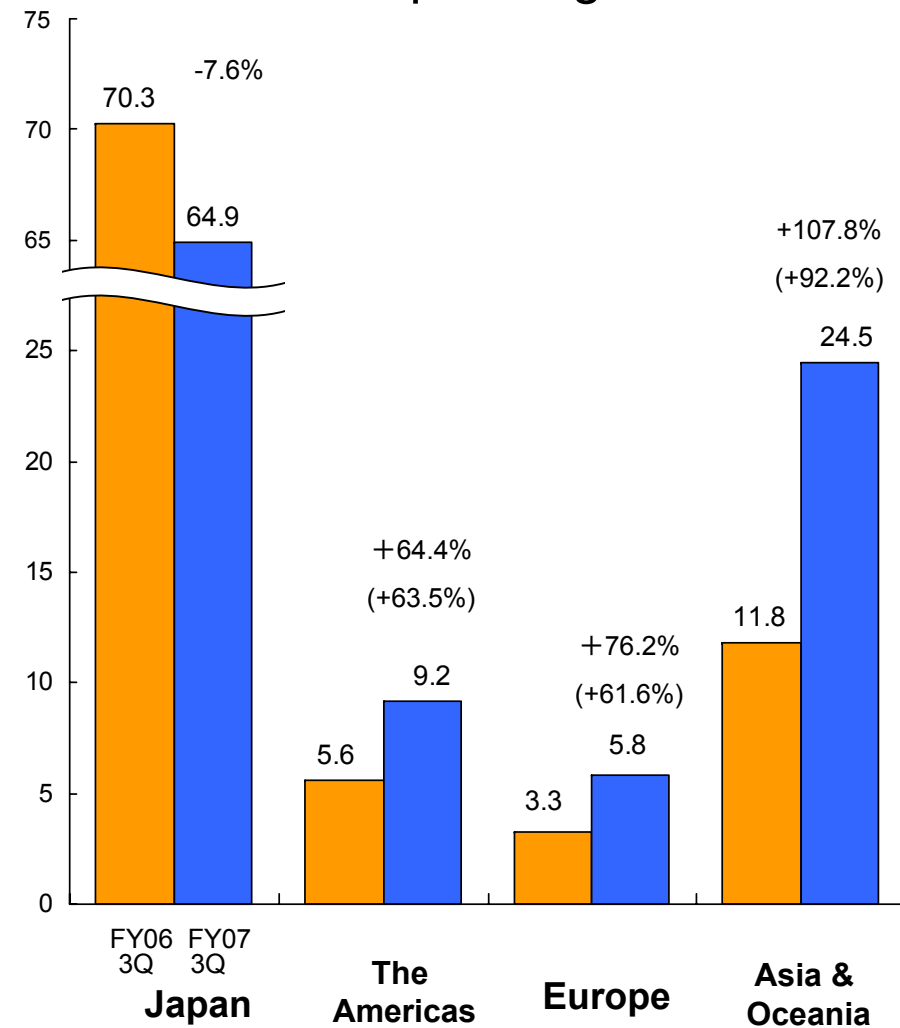
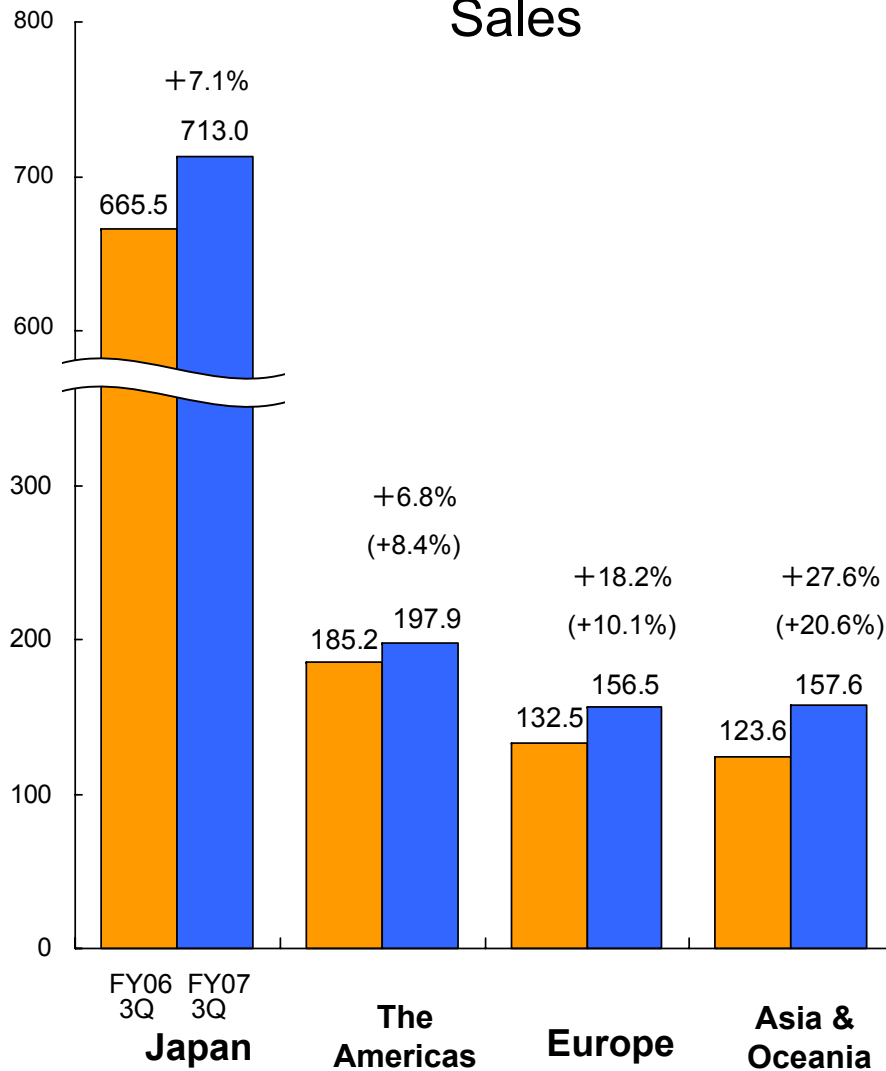
05 /17

(): Local Currency Base

(Unit: Billions of Yen)

Sales

Operating Income



FY2007 3rd Quarter Financial Results (9 months)

Jan. 31, 2008

06 /17

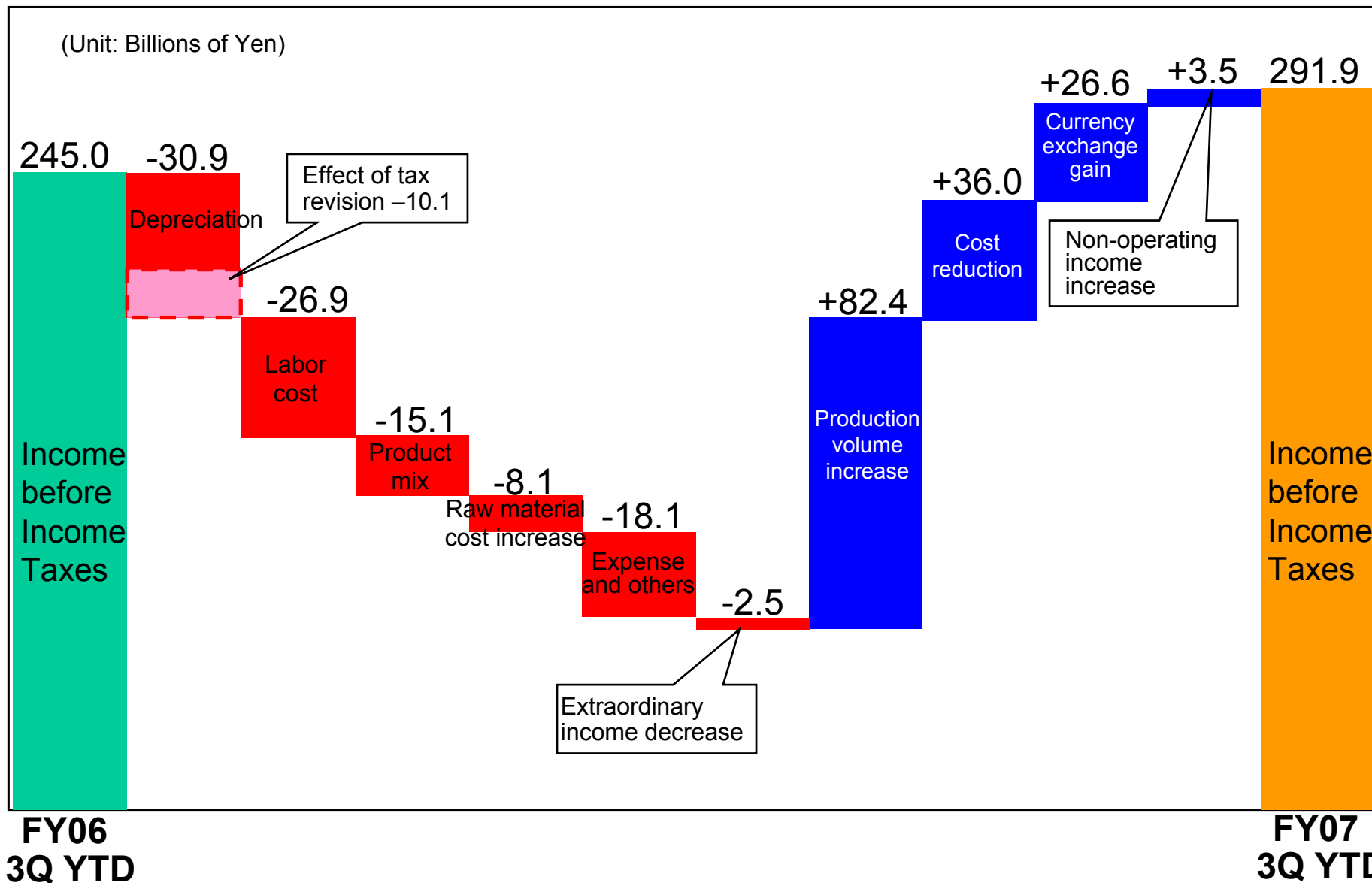
	(): Ratio to Sales		(Unit: Billions of Yen)		
	07/12 (9 months)	06/12 (9 months)	Change		Progress to 08/3 Estimate
Sales	2,977.0	2,629.6	+347.4	+13.2%	+75.4%
Operating Income	(9.2%) 273.3	(8.6%) 227.4	+45.9	+20.2%	+81.1%
Income before Income Taxes	291.9	245.0	+46.9	+19.1%	+82.7%
Net Income	(6.5%) 192.1	(5.9%) 155.8	+36.2	+23.2%	+84.3%

	(Unit: Millions of Units)			
Foreign Exchange Rate	JPY116/\$ JPY162/Euro	JPY116/\$ JPY148/Euro	± JPY0 + JPY14	
Domestic Car Production <i>(Toyota)</i>	8.63 (3.14)	8.51 (3.09)	+0.12 (+0.05)	+1.4 % (+1.6%)
Overseas Car Production of Japanese Manufacturers <i>(Toyota)</i>	9.31 (3.43)	8.40 (3.10)	+0.91 (+0.33)	+10.8 % (+10.6%)

Change in 3rd Quarter Income before Income Taxes (9 months)

Jan. 31, 2008

07 /17

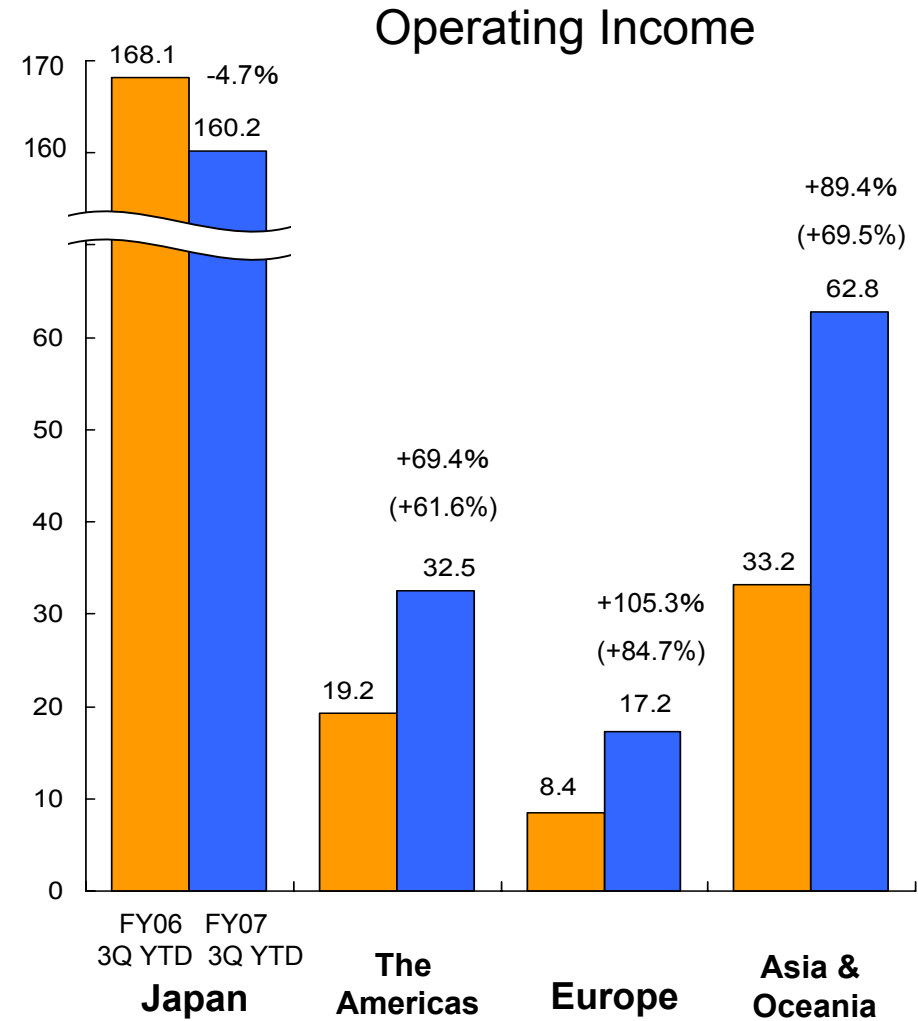
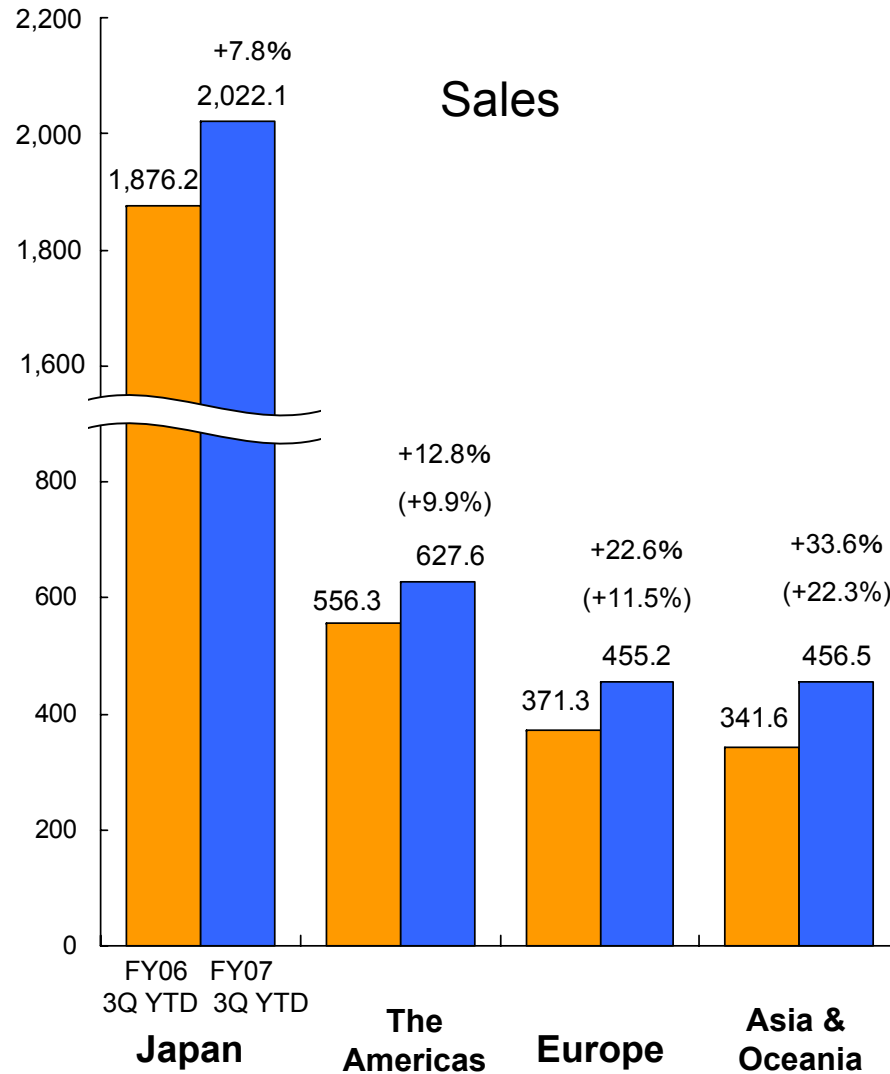


3rd Quarter Geographical Segments by Company Location (9 months) Jan. 31, 2008

08 /17

(): Local Currency Base

(Unit: Billions of Yen)



No change in Estimate for FY2007

(): Ratio to Sales

(Unit: Billions of Yen)

	08/3 Estimate	07/3	Change	
Sales	3,950.0	3,609.7	+340.3	+9.4%
Operating Income	(8.5%) 337.0	(8.4%) 303.1	+33.9	+11.2%
Income before Income Taxes	353.0	319.7	+33.3	+10.4%
Net Income	(5.8%) 228.0	(5.7%) 205.2	+22.8	+11.1%

Revised ← Estimate as of Oct. 31

(Unit: Millions of Units)

Foreign Exchange Rate	JPY113 ← JPY117/\$ JPY160 ← JPY156/Euro	JPY116/\$ JPY149/Euro
Domestic Car Production <i>(Toyota)</i>	11.91 ← 11.66 (4.27 ← 4.28)	11.50 (4.19)
Overseas Car Production of Japanese Manufacturers <i>(Toyota)</i>	12.52 ← 12.78 (4.64 ← 4.61)	11.39 (4.18)

Capital Expenditures, Depreciation and R&D (9 months)

Jan. 31, 2008

10 /17

(Unit: Billions of Yen)

		FY06		FY07 Estimate		3Q YTD Change from PY	Progress to FY07 Estimate
		3Q YTD		3Q YTD	Estimate		
	Japan	149.4	210.7	168.0	249.0	+12.4 %	67.5 %
	The Americas	29.2	40.4	30.2	45.0	+ 3.4 %	67.0 %
	Europe	17.5	24.8	22.5	25.0	+28.6 %	90.1 %
	Asia & Oceania	26.0	36.6	27.4	39.0	+ 5.4 %	70.3 %
	Capital Exp.	222.1	312.5	248.0	358.0	+11.7 %	69.3 %
	Japan	111.6	153.3	134.5	187.0	+20.5 %	71.9 %
	The Americas	17.6	24.4	20.7	28.0	+17.6 %	73.9 %
	Europe	16.0	21.4	17.8	24.0	+11.3 %	74.2 %
	Asia & Oceania	14.9	20.7	18.6	24.5	+24.8 %	75.9 %
	Depreciation	160.1	219.9	191.5	263.5	+19.6 %	72.7 %
R&D Expenditure (Ratio to Sales)		203.0 (7.7%)	279.9 (7.8%)	226.4 (7.6%)	310.0 (7.8%)	+11.5 %	73.0 %

Non-Consolidated Financial Results

Jan. 31, 2008

11 /17

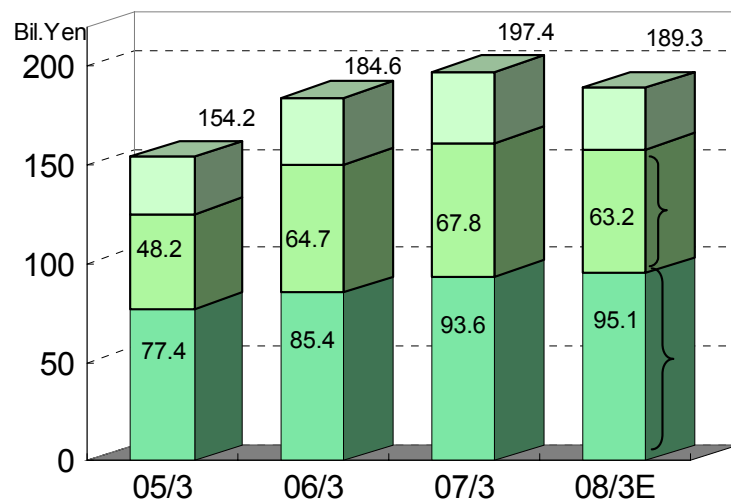
Income Statements

(Ratio to Sales)

(Unit: Billions of Yen)

Account	07/12 (3months)		06/12 (3months)		Change		08/3 Estimate	Change from 07/3	
	Bil. Yen	Change(%)	Bil. Yen	Change(%)	Bil. Yen	Change(%)		Bil. Yen	Change(%)
Net Sales	(100.0)	651.3	(100.0)	602.7	48.6	8.1	(100) 2,444.0	151.1	6.6
Cost of Sales	(86.7)	564.7	(84.8)	511.0	53.7				
SGA Expenses	(5.3)	34.5	(5.5)	33.3	1.2				
Operating Income	(8.0)	52.0	(9.7)	58.3	-6.3	-10.8	(6.4) 157.0	-9.3	-5.6
Non-Operating Income		11.2		10.9	0.3		35.0	-0.9	
Extraordinary Income (Loss)		-		-1.4	1.4		-2.7	2.1	
Income Before Income Taxes	(9.7)	63.2	(11.2)	67.8	-4.6	-6.7	(7.7) 189.3	-8.0	-4.1
Net Income	(6.7)	43.4	(7.3)	43.8	-0.4	-0.9	(5.4) 132.0	-5.9	-4.3
Domestic Car Production (000)		3,150		2,980			11,910		
Foreign Exchange Rate (US\$)		112 Yen		117 Yen			113 Yen		
Foreign Exchange Rate (Euro)		163 Yen		150 Yen			160 Yen		

Income before Income Taxes



Changes in Income before Income Taxes (06/12 => 07/12)

(Unit: Billions of Yen)

Positive Factors		Negative Factors	
Production volume increase	15.1	Product mix	-9.3
Cost reduction	9.0	Depreciation	-7.7
Currency exchange gain	1.2	(Tax amendment -2.8 is included)	
Extraordinary loss decrease	1.8	Labor cost increase	-6.0
		Expense and others	-8.6
Sub Total	27.1	Sub Total	-31.6
Total Increase			-4.5

Pre-Conditions (Foreign Exchange Rate/Car Production)

Jan. 31, 2008

12 /17

[Unit] Foreign exchange: Yen, Car: Ten Thousand Cars

	FY07 First-Half			3 rd Quarter			4 th Quarter			FY07 Second-Half				FY07 Full Year			
	Prior Year	Actual	Change	Prior Year	Actual	Change	Prior Year	Revised Estimate	Change	Prior Year	Estimate @ 07/9	Revised Estimate	Change	Prior Year	Estimate @ 07/9	Revised Estimate	Change
Foreign Exchange Rate (US\$)	114	118	+ 4	117	112	- 5	119	105	- 14	118	115	109	- 9	116	117	113	- 3
Foreign Exchange Rate (Euro)	145	161	+ 16	150	163	+ 13	156	155	- 1	153	150	159	+ 6	149	156	160	+ 11
Domestic Car Production	553	548	- 1%	298	315	+ 5%	299	328	+10%	597	620	643	+ 8%	1,150	1,166	1,191	+ 4%
<i>Toyota</i>	200	200	± 0%	109	114	+ 5%	110	113	+ 3%	219	228	227	+ 4%	419	428	427	+ 2%
North America Car Production of Japanese Manufacturers	217	226	+ 4%	109	112	+ 3%	119	119	± 0%	228	239	231	+ 1%	445	468	457	+ 3%
<i>Toyota</i>	81	86	+ 6%	40	42	+ 5%	43	45	+ 5%	83	88	87	+ 5%	164	174	173	+ 5%
Overseas Car Production of Japanese Manufacturers	550	604	+10%	290	327	+13%	299	321	+ 7%	589	653	648	+10%	1,139	1,278	1,252	+10%
<i>Toyota</i>	206	222	+ 8%	104	121	+16%	108	121	+12%	212	239	242	+14%	418	461	464	+11%

1. Reinforcement of domestic production network

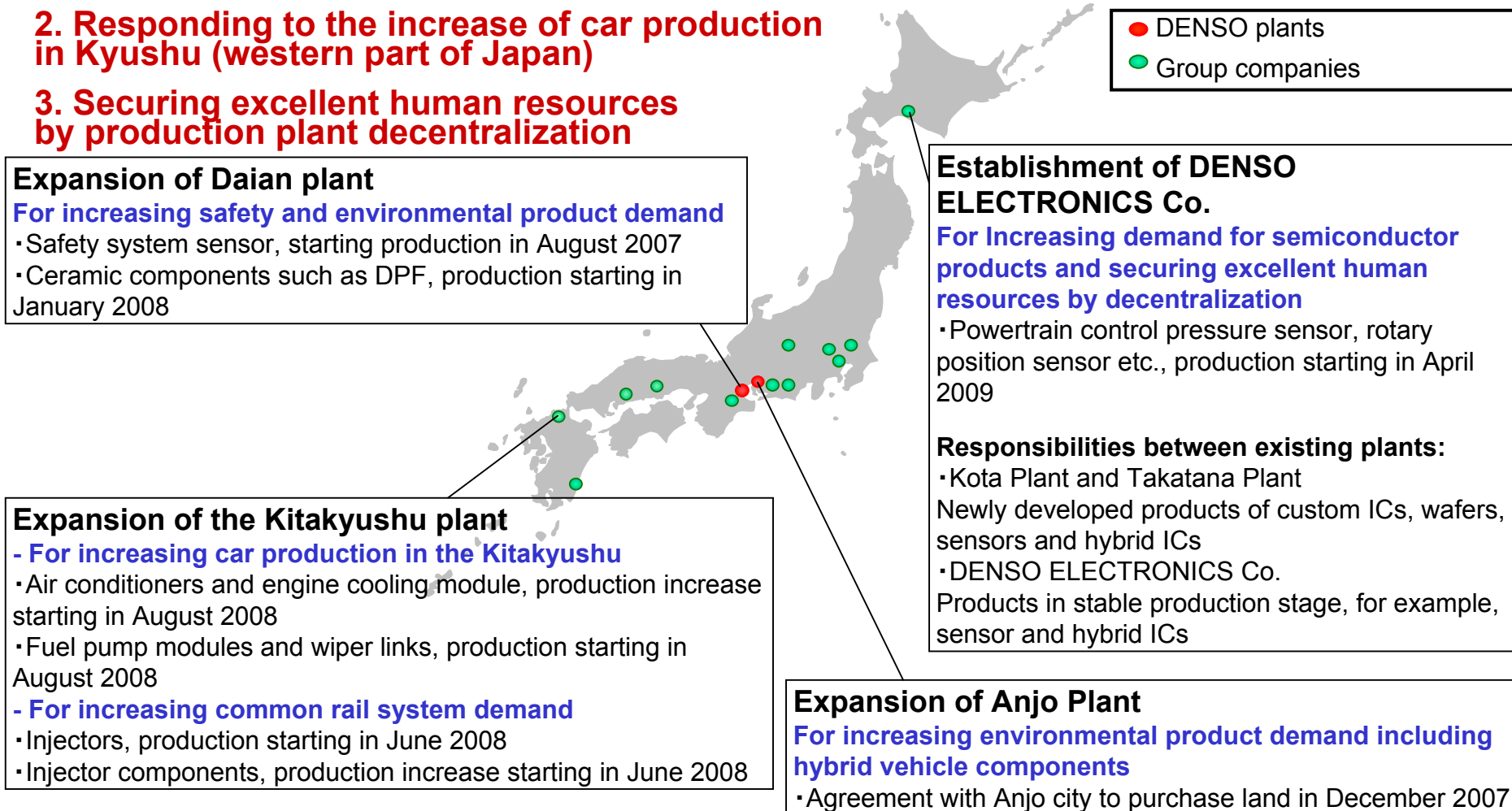
2. Environmental product development
- refrigeration cycle using an ejector -

3. Manufacturing skill development
- WorldSkills competition -

1. Reinforcement of Domestic Production Network

Reinforcement Concept

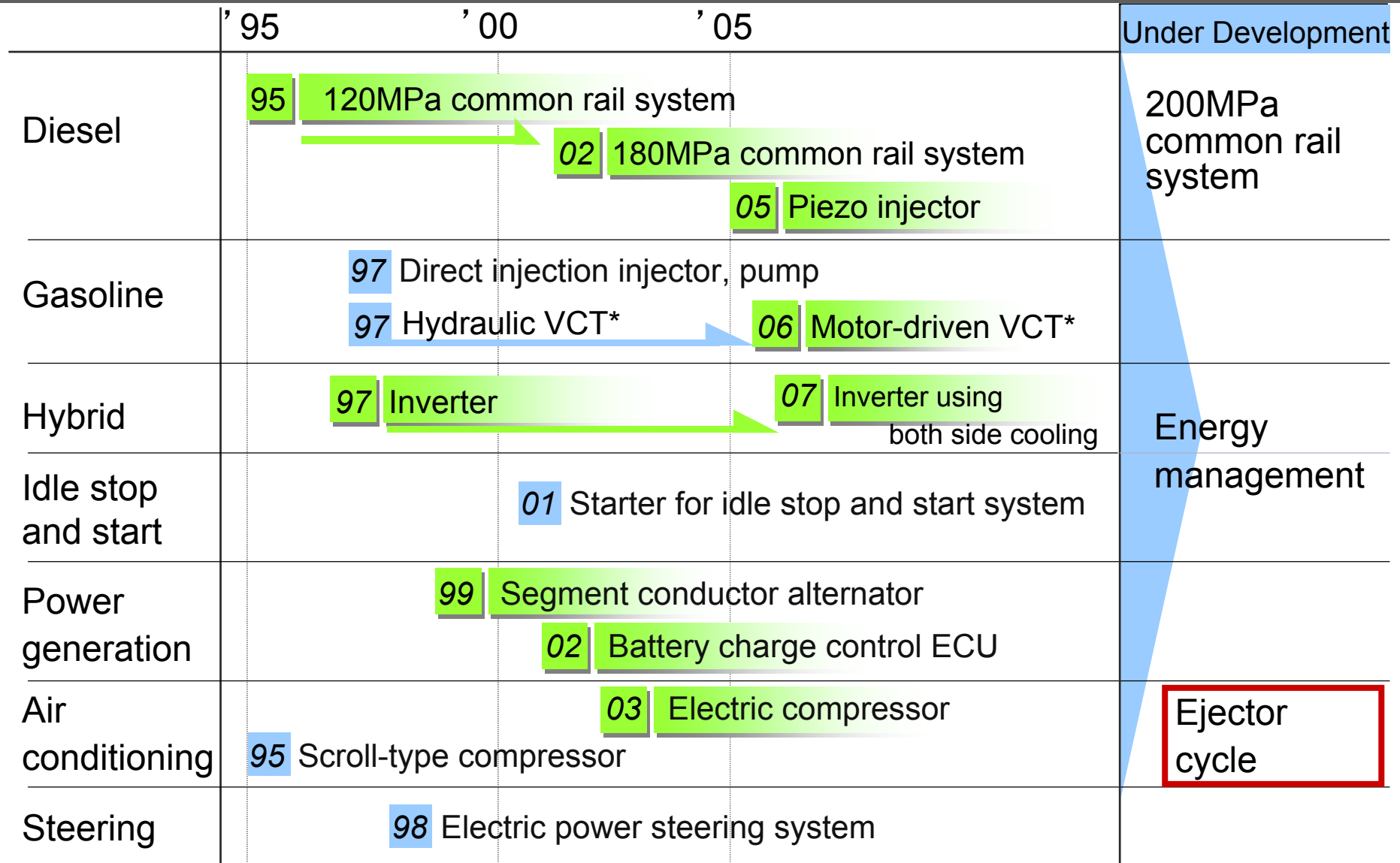
1. Concentrated global production of small and important functional products
2. Responding to the increase of car production in Kyushu (western part of Japan)
3. Securing excellent human resources by production plant decentralization



2. Environmental Product Development

Jan. 31, 2008

15 /17



*VCT: Variable Cam Timing

 The world's first product

2. Refrigeration Cycle Using an Ejector

Jan. 31, 2008

16 / 17

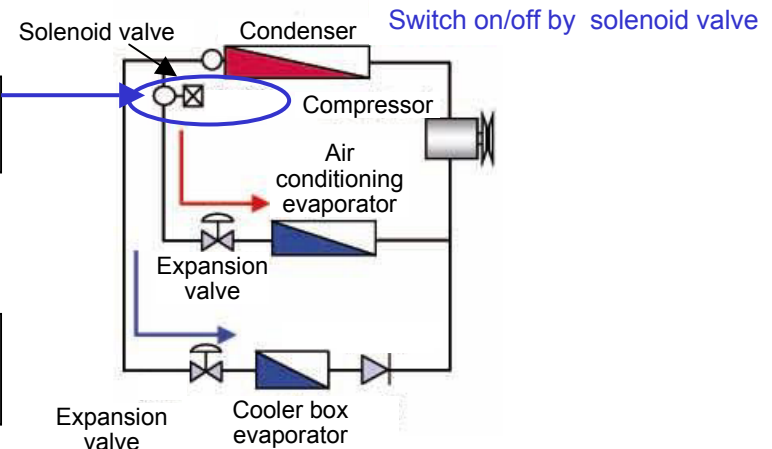
DENSO developed the world's first refrigeration cycle system using an ejector for an air conditioner and cooler box, installed on Toyota Land Cruiser.

1. Conventional System

Switching the refrigerant gas between air conditioner and cooler box by solenoid valve.



Air-conditioning performance might go down when the cooler box is used.



2. Ejector System

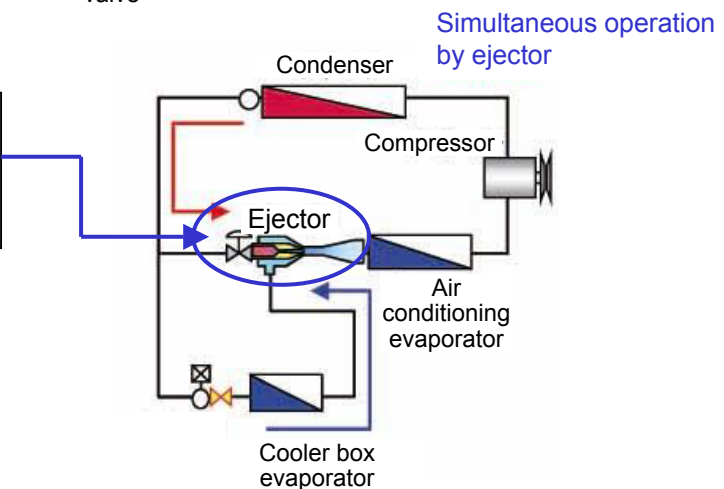
Simultaneous operation of air conditioner and cooler box is possible by replacing solenoid valve and expansion valve with ejector.



**Improve cooling performance by 15%
and refrigeration performance by 20%**



Contribute to improvement in fuel efficiency



3. Manufacturing Skill Development – WorldSkills Competition -

DENSO won prizes in all categories in which DENSO participated, at the 39th WorldSkills Competition and the 7th International Abilympics

Competition	Categories	Result
39th WorldSkills Competition	Mould Making	Gold
	Mobile Robotics	Gold
	Manufacturing Team Challenge	Silver
	CNC Turning The representative of Thailand	Silver
	Industrial Control The representative of Indonesia	Special award by Judge
7th International Abilympics	Electronic Circuit Connecting Techniques	Gold Silver Bronze
	Electronic Assembly and Testing	Gold Silver



Highly skilled techniques mastered through the activity of WorldSkills Competition are used in the area of production engineering, such as manufacture of specialized machine equipment and dies, etc.

DENSO